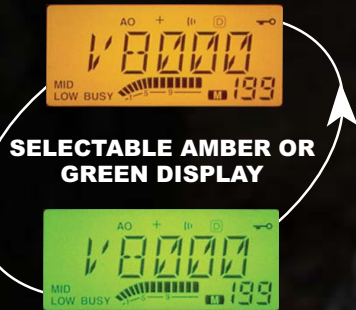




144MHz FM TRANSCEIVER

# IC-V8000



**SELECTABLE AMBER OR GREEN DISPLAY**



## 75W of power for your ultimate 2m mobile experience

### 75W of output power

The combination of Icom's one piece, die-cast aluminum chassis and 75W of transmit power gives you the most powerful 2m mobile transceiver in its class! Your communications will get through.

### HM-133V, remote control microphone

The backlit HM-133V\*, gives you control of your IC-V8000 in the palm of your hand. The Icom exclusive "Hot keys" (F1/F2) memorize the transceiver full settings. As if switching between two separate radios, all operating frequencies, tone settings as well as the display color, fan speed, and set mode settings are memorized.

\* Optional for some versions.

### Dynamic Memory Scan (DMS)

With 200 alphanumeric memory channels, Icom's exclusive DMS system gives you flexibility over your scanning lists never offered before in a 2m mobile, fully customizable into 10 banks.

### CTCSS and DTCSS operation standard

50 CTCSS and 104x2 DTCSS encode/decode plus tone scan functions for various communication applications. The "pocket beep" feature gives you an audible and visual indicator of an incoming call.

### Weather Alert Scan (U.S.A. version only)

An amateur radio first, the IC-V8000 features a weather alert function to keep you on top of any weather emergencies. With a weather radio mode or weather alert, you are ready for quick response.

### Easy Operation


The perfect solution for mobile operation, the IC-V8000 has a front firing speaker providing crisp and clear audio. Along with a 6 character alphanumeric display, it offers quick reference of user-defined memory channel information.

### Standard DTMF encoder and optional decoder

10 DTMF memory channels with up to 24-digit DTMF codes can be used to control other equipment. The optional UT-108 DTMF decoder provides code squelch and page functions.

### And more...

- FM narrow mode switchable (U.S.A. version only)
- Selectable squelch delay
- 10dB squelch attenuator
- Cloning capability from PC or between radios



HM-133V

Icom Inc.

## SPECIFICATIONS

## GENERAL

- Frequency range
  - Transmit : 144–148MHz
  - Receive : 136–174MHz\*

\*Guaranteed range 144–148MHz only;  
Frequency ranges are depending on version
- Mode : FM (F3E, F2D)
- No. of memory channels : 207 (including 6 scan edges, and 1 call channel)
- Operating temperature range:
  - 10°C to +60°C; +14°F to +140°F
- Frequency stability : ±10ppm (–10°C to +60°C)
- Power supply requirements: 13.8V DC ±15%
- Current drain (at 13.8V)
  - Tx High (at 75W) : 15A
  - Rx Max. audio : 1.0A
  - Standby : 0.3A typical (Fan-OFF)
- Antenna connector : SO-239 (50Ω)
- Dimensions (W×H×D) : 150×50×150mm ;  
(proj. not included) 5<sup>29/32</sup>×1<sup>31/32</sup>×5<sup>29/32</sup>in
- Weight (approximate) : 1.09kg; 2.2lb

## TRANSMITTER

- Output power : 75, 25, 10, 5W selectable
- Maximum frequency deviation (wide/narrow) : ±5.0/±2.5kHz
- Spurious emissions : Less than –60dB
- Microphone connector : 8-pin modular (600Ω)

## RECEIVER

- Receive system : Double-conversion superheterodyne
- Intermediate frequencies : 1st 21.7MHz  
2nd 450kHz
- Sensitivity (at 12 dB SINAD) : 0.15μV typical
- Squelch sensitivity : 0.08μV typical (threshold)
- Selectivity (wide/narrow) : More than 6/3kHz at –6dB  
Less than 14/9kHz at –60dB
- Spurious & image rejection : 75dB typical
- Intermodulation rejection : 75dB typical
- Audio output power : More than 2.0W at 10%  
(at 13.8 V DC) distortion with an 8 Ω load
- External speaker connector: 3-conductor 3.5 (d) mm (1/8")/8Ω

## Applicable U.S. Military Specifications

Icom makes rugged products that have been tested to and passed the following MIL-STD requirements and strict environmental standards.

Standard	MIL 810 C		MIL 810 D		MIL 810 E		MIL 810 F	
	Method	Proc.	Method	Proc.	Method	Proc.	Method	Proc.
Low Pressure	500.1	I	500.2	I, II	500.3	I, II	500.4	I, II
High Temp.	501.1	I	501.2	I, II	501.3	I, II	501.4	I, II
Low Temp.	502.1	I	502.2	I, II	502.3	I, II	502.4-3	I, II
Temp. Shock	503.1	I	503.2	I	503.3	I	503.4	I
Solar Radiation	505.1	I	505.2	I	505.3	I	505.4	I
Rain	506.1	I, II	506.2	I, II	506.3	I, II	506.4	I, II
Humidity	507.1	I, II	507.2	II, III	507.3	II, III	507.4	–
Salt Fog	509.1	I	509.2	I	509.3	I	509.4	–
Dust	510.1	I	510.2	I	510.3	I	510.4	I
Vibration	514.2	VIII, X	514.3	I	514.4	I	514.5	I
Shock	516.2	I, II, V	516.3	I, IV	516.4	I, IV	516.5	I, IV

## Supplied accessories

- Hand microphone\* (differ from versions)
- Spare fuse
- DC power cable
- Mobile mounting bracket kit
- Microphone hanger\* (depending on version)

All stated specifications are subject to change without notice or obligation.

## OPTIONS

## ■ HAND MICROPHONES


- **HM-133V**  
Remote control microphone with keypad backlighting.
- **HM-154**  
Regular hand microphone.
- **HM-154T**  
DTMF microphone with keypad backlighting.

## ■ OTHER ACCESSORIES

- **SP-10** EXTERNAL SPEAKER
- **OPC-440** MIC EXTENSION CABLE  
OPC-440: 5m (16.4ft)
- **OPC-441** SPEAKER EXTENSION CABLE  
5.0m (16.4ft)
- **OPC-1132/OPC-347** DC POWER CABLES  
OPC-1132: 3m (9.8ft); OPC-347: 7m (22.9ft)
- **OPC-589** MIC ADAPTER CABLE  
Allows you to connect a regular 8-pin microphone.

• **UT-108** DTMF DECODER UNIT

- Provides DTMF decode capability with code squelch and pager operation.
- **CS-V8000** CLONING SOFTWARE  
+ **OPC-478** CLONING CABLE  
For quick and easy programming of memories, etc.
- **OPC-474** CLONING CABLE (between transceivers)



Icom Inc.

1-1-32, Kami-minami, Hirano-ku, Osaka 547-0003, Japan Phone: +81 (06) 6793 5302 Fax: +81 (06) 6793 0013 URL: <http://www.icom.co.jp/world/index.html>

Count on us!

## Icom America Inc.

2380 116th Avenue NE,  
Bellevue, WA 98004, U.S.A.  
Phone : +1 (425) 454-8155  
Fax : +1 (425) 454-1509  
E-mail : sales@icomamerica.com  
URL : <http://www.icomamerica.com>

## Icom New Zealand

146A Harris Road, East Tamaki,  
Auckland, New Zealand  
Phone : +64 (09) 274 4062  
Fax : +64 (09) 274 4708  
E-mail : inquiries@icom.co.nz  
URL : <http://www.icom.co.nz>

## Icom (UK) Ltd.

Unit 9, Sea St., Herne Bay,  
Kent, CT6 8LD, U.K.  
Phone : +44 (01227) 741741  
Fax : +44 (01227) 741742  
E-mail : info@icomuk.co.uk  
URL : <http://www.icomuk.co.uk>

## Asia Icom Inc.

6F No. 68, Sec. 1 Cheng-Teh Road,  
Taipei, Taiwan, R.O.C.  
Phone : +886 (02) 2559 1899  
Fax : +886 (02) 2559 1874  
E-mail : sales@asia-icom.com  
URL : <http://www.asia-icom.com>

## Icom Canada

Glenwood Centre #150-6165 Highway 17,  
Delta, B.C., V4K 5B8, Canada  
Phone : +1 (604) 952-4266  
Fax : +1 (604) 952-0090  
E-mail : info@icomcanada.com  
URL : <http://www.icomcanada.com>

## Icom (Europe) GmbH

Communication Equipment  
Himmelgeister Str. 100,  
D-40225 Düsseldorf, Germany  
Phone : +49 (0211) 346047  
Fax : +49 (0211) 333639  
E-mail : info@icom-europe.com  
URL : <http://www.icomeurope.com>

## Icom France s.a.s.

Zac de la Plaine,  
1 Rue Brindejone des Moulinais, BP 45804,  
31505 Toulouse Cedex 5, France  
Phone : +33 (5) 61 36 03 03  
Fax : +33 (5) 61 36 03 00  
E-mail : icom@icom-france.com  
URL : <http://www.icom-france.com>

## Beijing Icom Ltd.

10C07, Long Silver Mansion, No.88, Yong Ding  
Road, Haidian District, Beijing, 100039, China  
Phone : +86 (010) 5889 5391/5392/5393  
Fax : +86 (010) 5889 5395  
E-mail : bjicom@bjicom.com  
URL : <http://www.bjicom.com>

## Icom (Australia) Pty. Ltd.

Unit 1 / 103 Garden Road,  
Clayton, VIC 3168 Australia  
Phone : +61 (03) 9549 7500  
Fax : +61 (03) 9549 7505  
E-mail : sales@icom.net.au  
URL : <http://www.icom.net.au>

## Icom Spain S.L.

Ctra. Rubi, No. 88 "Edificio Can Castanyer"  
08190, Sant Cugat del Valles, Barcelona, Spain  
Phone : +34 (93) 590 26 70  
Fax : +34 (93) 590 04 46  
E-mail : icom@icomspain.com  
URL : <http://www.icomspain.com>

## Icom Polska

Sopot, 3 maja 54, Poland  
Phone : +48 (58) 550 7135  
Fax : +48 (58) 551 0484  
E-mail : icompolska@icompolska.com.pl  
URL : <http://www.icompolska.com.pl>

Your local distributor/dealer: